

# 2022 Election

## GAGOP 9<sup>th</sup> District Poll Watcher Training

---

Presented by Joel E. Natt  
GAGOP 7<sup>th</sup> Congressional District Chairman  
Vice-Chairman Forsyth County  
Board of Elections



# Why Are We Here?

With the adoption of SB 202 O.C.G.A. § 21-2-408 now requires that all Poll Watchers be certified as being trained.



2

## Overview

- What is a Poll Watcher?
- Who can have Poll Watchers?
- Types of Poll Watchers?
- Elections Types & Locations
- Do's & Don'ts of a Poll Watcher
- Conduct & Prohibitions
- Things to Remember



3

## What is a Poll Watcher?

- Someone that is designate to go to a polling place or early voting location and observe.
  - Individual's must have their names submitted by the defined deadlines to the Superintendent of the Elections in your county.
  - Individuals will be registered by the county for specific precincts
  - You must pick up your badge at your county election office and carry with you a letter of appointment from your GOP office.
- Someone that has completed the Secretary of States provided training that has been given by the Political Party, Political Body or candidate that is designating them to be a Poll Watcher.




4

## Who can have a Poll Watcher?

- An independent or nonpartisan candidate.
- A political party or political body (e.g., Democrat, Libertarian, Republican, etc....).
- A Candidate that is partisan needs to submit to their party/body the names they desire.

Note **Candidates** on the Primary, Election or Runoff Ballot are ineligible to serve as a poll watcher. (O.C.G.A § 21-2-408(e))



5

## Party Candidate Designating a Poll Watcher

- In a primary or primary runoff, candidates are entitled to submit the name of one (1) poll watcher for each precinct and each early voting location in which he or she wishes to have an observer (*that their name appears on the ballot*).
- The names must be submitted to the executive committee of the political party with which the candidate qualified.
- In the case of a primary, the names are to be submitted at least twenty-one (21) days prior to the date of the primary and in the case of a runoff at least fourteen (14) days prior to the date of the runoff.



6

## Types of Poll Watchers

- Statewide Poll Watchers:
  - Each **Political Party or Political Body**, which body is registered and has nominated a candidate for statewide office may designate, at least 14 days prior to election or runoff, no more than 25 statewide poll watchers.
  - Each **Independent** candidate may designate no more than 25 statewide poll watchers.
  - Each **Nonpartisan** candidate running in a statewide election may designate no more than 25 statewide poll watchers.



7

## Types of Poll Watchers

- Local Political Party Watchers
  - Each **Political Party or Political Body**, which body is registered and has nominated a candidate on a County/Local ballot may designate, at least 14 days prior to election or runoff, no more than two (2) poll watchers per precinct within the County/Local Election area.
- Local Political Candidate Watchers
  - These are individuals that are not affiliated with a recognized Political Party or Body.
  - Each Candidate may have one (1) poll watcher per precinct within the County/Local Election area.



8

## Timetable for Submitting Poll Watchers

- Candidates have to submit names to the Political Party they are seeking to represent for a Primary twenty-one (21) days prior to the election & fourteen (14) days prior to a runoff.
- The Executive Committee (EC) of the Political Party shall submit those names at least seven (7) days prior to the election or start of Advance in person voting.
- At least three (3) days prior to the beginning of early voting or the date of the primary or runoff, copies of the designation letters issued to the poll watchers by the party officials are to be delivered to the election superintendent of the county in which the poll watchers are to serve.



9

## Authorization Letters

- Letters are required for all Poll Watchers (both Local and Statewide)
- All trained Poll Workers must be issued Letters of Authorization by the entity they are representing.
- Letters must include the following:
  - Full Legal Name of the Poll Watcher
  - Address of the Poll Watcher
  - Precinct in which the Poll Watcher is to serve\*
  - Name and Date of the Election
  - Dates they are authorized for if for Early Voting dates.

\* If multiply dates at different locations, it must be identified which location and date for that location on their letter.



10

## Sample Authorization Letter



Jerry Marinich  
County Chairman  
Mandy Moore  
County Secretary

<First Name> <Last Name>  
<Address>  
<City, GA > <Zip>

October 28, 2021  
SENT VIA EMAIL

Dear <First Name>:

Thank you for applying to be a Poll Watcher on Election Day, for the November 2, 2021 City of Cumming and Forsyth County Rd-SP-OT Election(s). The letter notes that <First Name> has completed the necessary training required Poll Watcher by O.C.G.A. § 21-2-408(b). Additionally, this letter serves as proper notice, pursuant O.C.G.A. § 21-2-408(b)(2) that you have been approved to serve as a Poll Watcher in Forsyth County during Election Day and any subsequent activities conducted by the county to certify the election results, for the November 2, 2021 Election.

The Forsyth County Republican Party hereby acknowledges that you will be serving at the following Polling Location on November 2, 2021:

<Assignment(s) -> <Address Location(s)>

Additionally, a copy of this letter will be provided to the County Election Superintendent and Chief Registrar at least three days prior to Election Day, as required by O.C.G.A. § 21-2-408(b)(3).

Should you have any questions or concerns please reach out to the Forsyth County Chairman Jerry Marinich.

Thank you,

Jerry Marinich  
County Chairman

Mandy Moore  
County Secretary

Forsyth County Republican Party, Inc.  
P.O. Box 1307, Cumming, GA 30041-0307  
www.fcrp.org

Letter needs to have the following:

- Must be on Party Letter Head
- Must include your name and official address.
- Must have the Election you are being Certified for as a Watcher for.
- Must have the polling location & address (*for Advance dates too*).
- Must be signed by the Party Chair & Secretary.



11

## Types of Elections & Locations

- The following types of Elections can have Poll Watchers:

- Primary Election May 24, 2022
- Primary Runoff June 21, 2022
- General Election November 8, 2022
- General Runoff December 6, 2022
- Special Election



12

## Types of Elections & Locations

- The following locations are the authorized areas that a Poll Watcher can be assigned:

- All Advance Voting Locations
- Election Day Precincts
- Tabulation Center for Absentee Ballot Handling
- Centralized Tabulation Center for Election Returns (if different from ABM Location)



13

## Tabulation Centers

- In counties or municipalities using voting systems or optical scanning voting systems, Poll Watchers can serve in the locations designated by the superintendent within the tabulating center.
  - Each **Political Party or Body** may have 2 poll watchers in each Election.
  - Each **Independent** may have 1 poll watcher in each Election.
  - Each **Nonpartisan** may have 1 poll watcher in each Nonpartisan Election.
- Designated locations shall include the check-in area, the computer room, the duplication area, and such other areas as the superintendent may deem necessary to the assurance of fair and honest procedures in the tabulating center.



14


## Do's & Don'ts of a Poll Watcher

- Poll Watchers may walk around the Polling/Tabulation areas to observe what is occurring.
  - Do not stand within 6 feet of any voter at a Voting Station.
- Poll Watchers may take notes via traditional writing methods (e.g., Pen/Pencil and Paper).
- Only talk or ask questions of the Poll Manager and only when they are not helping a voter.
  - **Do not interrupt a Poll Manager when they are assisting a voter.**
- Poll Watchers must exit the poll to use their cell phones or Other Electronic Devices.



15





16

## Do's & Don'ts of a Poll Watcher

- Do not talk with any Voters inside or outside the polling location. **NO**
- Trying to Influence voters: **X**
  - Inside the Poll; or
  - Inside the prohibited elections zone (150 feet of entire Building Not just the entrance)
- Disrupting the Election Operations. **Prohibited Sign**
- If you have any Campaign Stickers on your vehicle the 150 apply to those too.

17

## No Cell Phones for Poll Watchers



- The Voting Poll Are is a **No CELL** phone zone (O.C.G.A. § 21-2-413(e))

- Do not have them on or out while within the Polling Location.

- Go Outside to make a call and report an issue.



18

## Conduct & Prohibitions

The poll watcher should **not** interfere with or impede the conduct of any election, and the poll manager may make reasonable regulations to avoid such interference.

- Poll Watchers are Prohibited from:
  - Talking to Voters
  - Checking electors' lists
  - Using photographic or other electronic monitoring devices
  - Using Electronic devices (including Cell Phones, Tablets, and Computers)
  - Participating in any form of campaigning while they are within the poll or the 150 feet perimeter of the poll.



19

## Conduct & Prohibitions

- If a poll watcher persists in interfering with the conduct of the election or in violating any of the provisions of O.C.G.A. § 21-2-408 after being duly warned by the poll manager or superintendent, he or she may be removed by such official.
- Any infraction or irregularities observed by poll watchers shall be reported directly to the superintendent, not to the poll manager.




20

## Allowed Activities

- Poll Watchers that will begin at 7:00 AM should arrive no earlier than 6:40 AM and introduce themselves and present their Paperwork to the Poll Manager.
  - **BUT BEFORE THE POLL OPENS**
- Verify/Check that all the BMD & Scanners are reflecting **ZERO** before anyone uses a machine to cast a ballot (before 7:00 AM)
- Make periodical records of the numbers on BMD and Optical Scanners.
- Record the closing numbers and observe all closing procedures once voting is completed.




21



Poll pad


From the poll pad the voters ballot card will be issued.



Voter Station:

- Ballot Marking Device (BMD)
- Ballot Printer

O Count or # of Ballots Printed



The slide features a decorative border at the bottom consisting of two rows of white stars on a blue and red background.


22

## In Person Ballot Scanning Machine




The slide features a decorative border at the bottom consisting of two rows of white stars on a blue and red background.

23





**Scanner Accepting ballot**

**Number of ballots cast**

Items to look for:

- Is it 0 at the start of the Day (Election Day).
- Number has changed from Previous Day (Early Voting).
- Number balance against Voters Issued Cards.
- Number balance at end of Night





This Polling Location has issued  
 Este lugar de votación ha emitido

\_\_\_\_\_

ballots  
 boletas electorales

as of  
 a partir de

\_\_\_\_\_

**Hourly Count Form**  
 Election Day on Month, Day Year  
 PRECINCT #

Poll Pad	A.M.			Noon			P.M.			Net
	8:00	9:00	10:00	11:00	1:00	2:00	3:00	4:00	5:00	
A) Poll Pad Voters Marked										
B) Supplemental Electors List Voters marked										
C) Voter Access Cards Created but not present in the Ballot History Device										
D) Total: A + B + C:										

Scanner Serial #	8:00	9:00	10:00	11:00	1:00	2:00	3:00	4:00	5:00	2:00	Net
E) Scanner Total											

**EACH HOUR, use the following instructions to balance your Voting Numbers:**


**STEP 1:** Fill in Numbers for A, B, C.

**STEP 2:** Find D: (D) = A + B + C.

**STEP 3:** Before those in line with Voter Access Cards returned to the machine, fill in Number of Votes Cast on the Scanner.

**STEP 4:** Find E (Add Scanner Votes Cast).

**STEP 5:** D should equal E. If not, explain why not on back.



## Items to Consider Documenting

- Are all the BMD reflecting 0 at time the Poll Opens
- Are the Scanning Devices reflecting 0 at time the Poll Opens
- What time did the precinct open
- How long the voting line is periodically
- How long it takes people to get through the line
- How many people are in line at time the poll closes.
- What time did the poll close.
- Number of total votes cast at the end of the day.



26

## Other Items to Consider Documenting

- Did you witness any campaigning within the 150 Feet of the Poll/Line.
- Did any Election Workers assist any voters?
- What time the last voter casted a vote at the Poll (if after 7:00 PM)
- Total # on each BMD and Scanner periodically (e.g. Opening, 9 AM, 12 noon, 3 PM, 5 PM, and closing).
- How many people were sent elsewhere and when.
- How many Provisional Ballots were issued after 5 PM.



27

## Provisional Ballots (O.C.G.A. § 21-2-418)

- Reasons for a Provisionals issued before 5 PM
  - Individuals believed to register to vote before the deadline
  - Individuals that do not have ID with them
  - An individual that appears on the Challenged Voter List
  - If the equipment fails and prevents the use of Voting Machines
- Additional Reasons for a Provisional Ballot after 5 PM
  - Individuals that cannot get to their polling location after 5 PM
  - All voters casting a ballot after 7 PM in Federal Elections if the poll closing time is extended by Court Order.



28

## Things to Remember

- The Election Superintendent and the poll officers are the sole authority in the polling place on Election Day.
- **No other person may handle or touch election supplies and materials.**
- Poll watchers are intended to observe the conduct of the election and their prime concern is the integrity and fairness of the election.



29

## Things to Remember

- Poll Watchers are official observers only!!!
  - They may observe the conduct of the election before, during and after the polls close. All poll watchers must be approved and listed.
- Poll Watchers must wear their name badge at all times and bring designated letter.
  - A poll watcher should show their letter designating him or her a poll watcher to the poll manager of the precinct when entering the polling location.
- Poll Watchers may not wear anything advertising a candidacy or advocating for or against an issue.
  - Electioneering or any kind of campaigning must not take place in the polling place or within 150 feet of the entrance of the polling place during voting hours.



30

## Questions



31